

Actuating solenoid in small design

10

Product group

G BK K 017

- According to DIN VDE 0580
- Almost linear magnetic force vs. stroke characteristic
- Small dimensions
- Push or pull type
- Installed return spring
- Long life
- Insulation materials of the exciter coil correspond to thermal class F
- Electrical connection and protection class when properly installed:
 - Plug connection via receptacles according to DIN 46247 protection class according to DIN VDE 0470-1/ DIN EN 60529 - IP 00
 - Plug connection with plug connector according to DIN EN 175301-803 design CI 9,4 mm with flat seal Protection class according to DIN VDE 0470-1/ DIN EN 60529 - IP 20
- Fastening with bore holes in the magnetic body
- Please contact us for application related solutions
- Application:
Textile and packaging machines, office machines, control technology, general locking applications



Fig. 1: Type G BK K 017 L00 A01

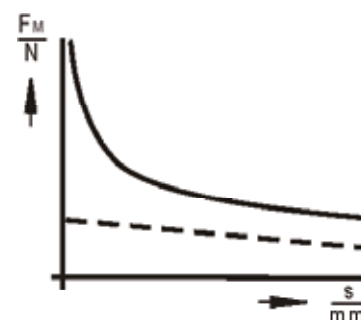


Fig. 2: Force vs. stroke characteristic

Technical data

G BK K 017	K00 A01	L00 A01
Operating mode	S1 (100%)	S1 (100%)
Stroke s (mm)	2,5	2,5
Work rating A_N (Ncm)	0,25	0,25
Rated power P_{20} (W)	7,0	7,0
Magnetic force F_M (N)	1	1
Holding force F_H (N)	4	4
Armature weight m_A (kg)	0,004	0,004
Solenoid weight m_M (kg)	0,04	0,04

Notes on the tables

The force values indicated in the tables refer to 90 % of the rated voltage, ($U_N = \text{---} 24 \text{ V}$, for other voltages deviations of magnetic force may occur) and in the normal operating temperature.

Due to natural dispersion the magnetic force values may deviate by approx. $\pm 10 \%$ from the table values.

The normal operating temperature is based on:

- Rated voltage $\text{---} 24 \text{ V}$
- Operating mode S1 100%
- Reference temperature 35° C
- Mounting on heat-insulating base

The technical data were taken from sample solenoids and are estimated values. In production, deviations may occur due to natural dispersion.


Rated voltage

Rated voltage is $\text{---} 24 \text{ V}$. An adaptation of the exciter coil to a rated voltage less than $\text{---} 60 \text{ V}$ is possible on request.

Information and remarks concerning European directives can be taken from the correspondent information sheet which is available under *Produktinfo.Magnet-Schultz.com*.

Note on the RoHS Directive

According to our current state of knowledge the devices pictured in this document do not contain any substances in concentration values or applications for which putting into circulation with products manufactured from them is prohibited in accordance to RoHS.

Please make sure that the described devices are suitable for your application. Supplementary information concerning its proper installation can be taken also from the  –Technical Explanation, the effective DIN VDE0580 as well as the relevant specifications.

This part list is a document for technically qualified personnel.

The present publication is for informational purposes only and shall not be construed as mandatory illustration of the products unless otherwise confirmed expressively.

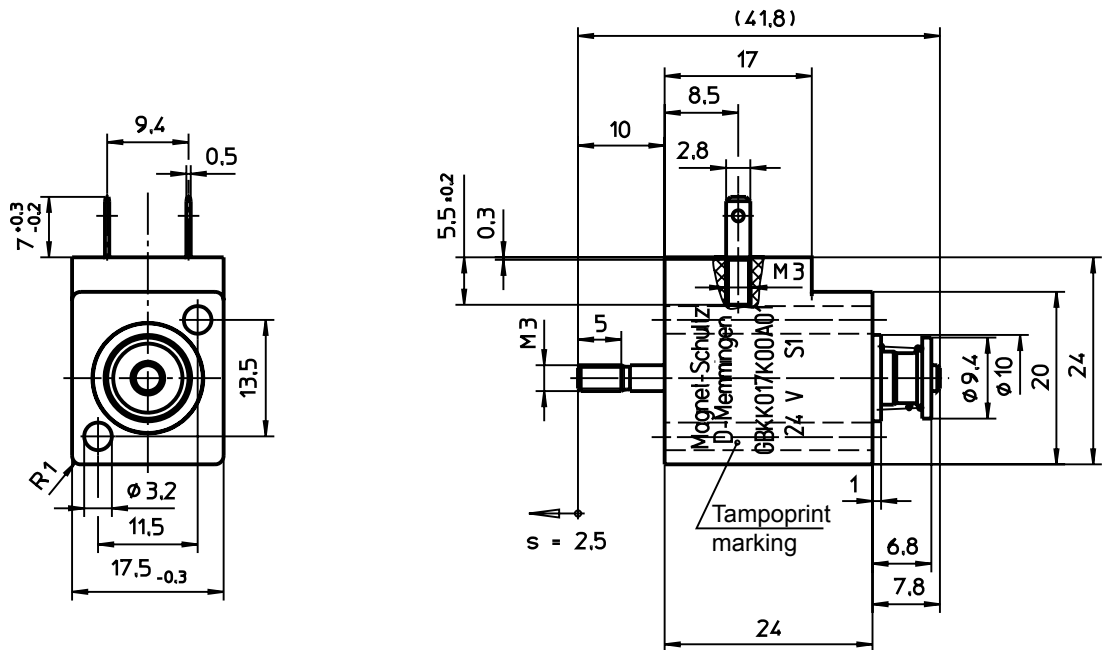


Fig. 3: Type G BK K 017 K00 A01

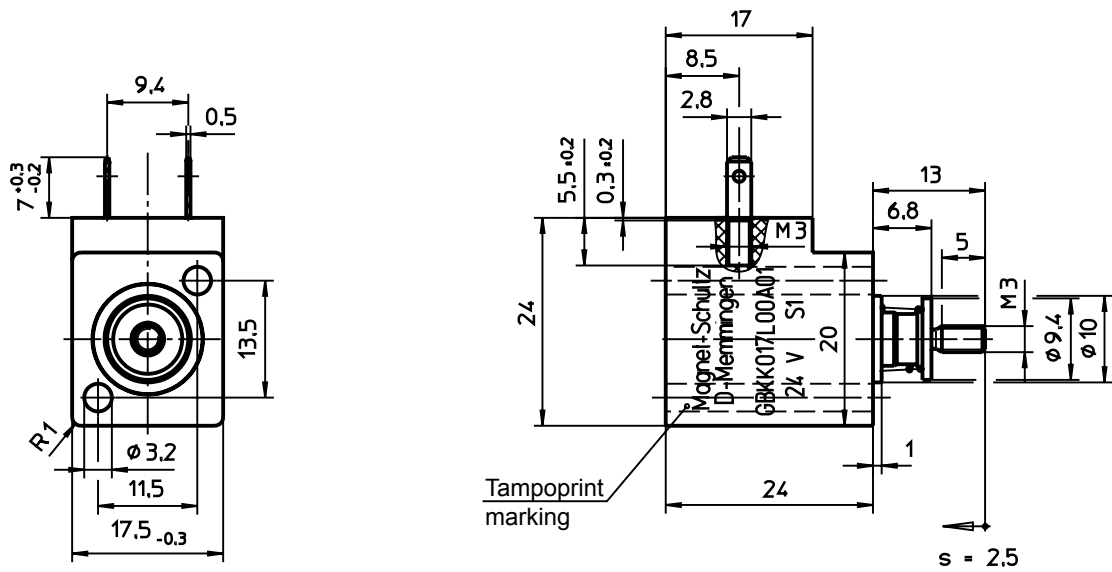
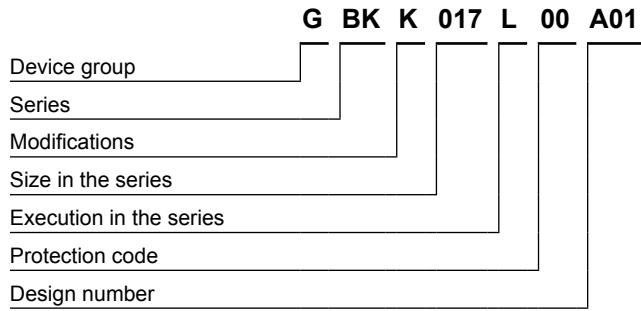


Fig. 4: Type G BK K 017 L00 A01


Type code



Order example

Type G BK K 017 L00 A01
 Voltage \equiv 24 V DC
 Operating mode S1 (100 %)

Specials designs

Please do not hesitate to ask us for application-oriented problem solutions. In order to find rapidly a reliable solution we need complete details about your application conditions. The details should be specified as precisely as possible in accordance with the relevant  -Technical Explanations.

If necessary, please request the support of our corresponding technical office.